










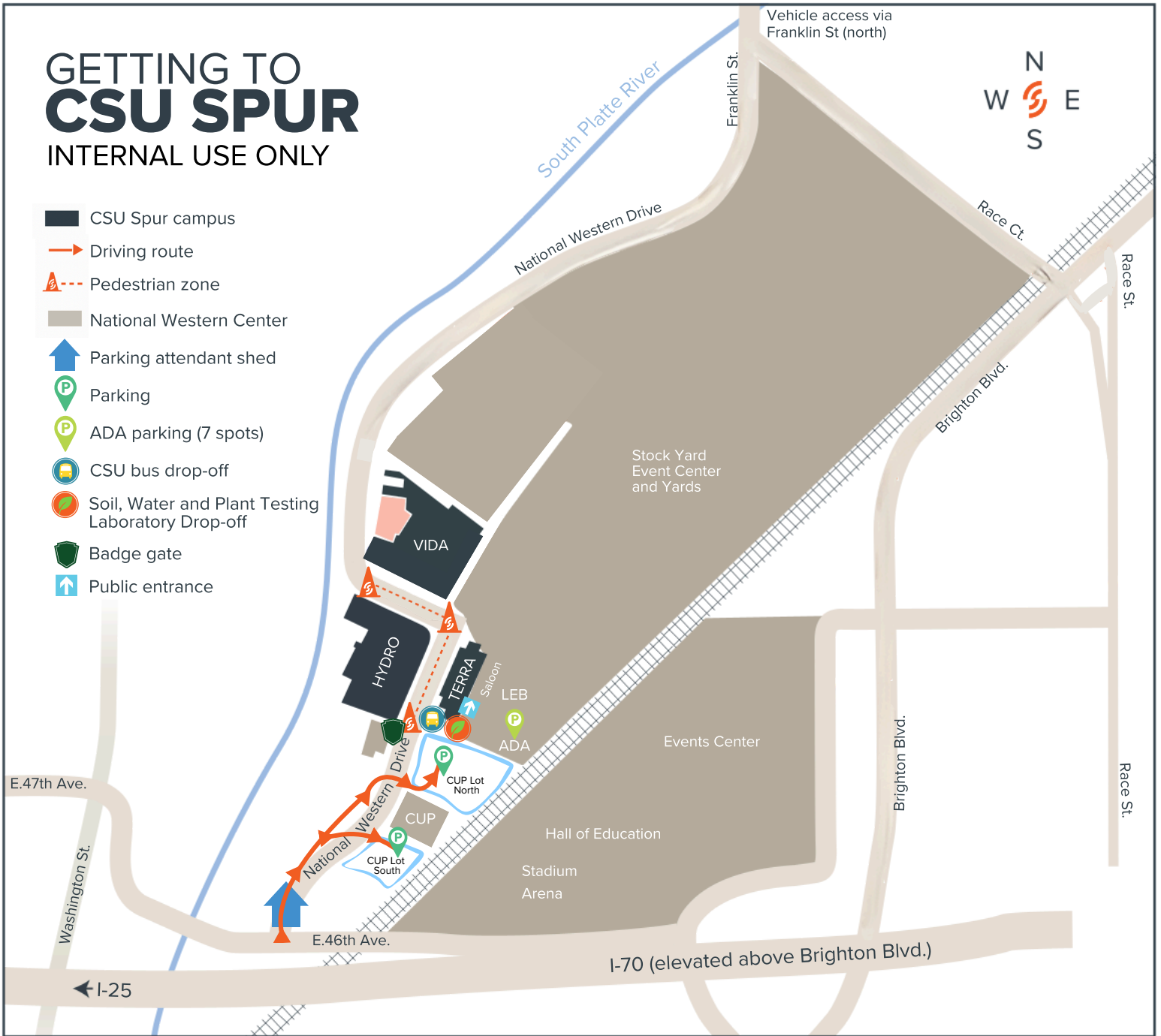


GETTING TO CSU SPUR

INTERNAL USE ONLY

-  CSU Spur campus
-  Driving route
-  Pedestrian zone
-  National Western Center
-  Parking attendant shed
-  Parking
-  ADA parking (7 spots)
-  CSU bus drop-off
-  Soil, Water and Plant Testing Laboratory Drop-off
-  Badge gate
-  Public entrance



IMPORTANT INFORMATION

- Spur community parking will be in the CUP North and South lots from 1/7 - 1/26.
- Check-in at the parking attendant shed. All vehicles must present a Spur issued parking tag or vehicle pass to be allowed entry to the parking lots.
- Leave your parking pass or hang tag in your car, making sure it's visible.
- After parking, check-in at the badge gate and show your CSU ID or other credentials.

DRIVING DIRECTIONS TO CSU SPUR

- All vehicles must arrive via E 46th Avenue.



CSU SPUR
COLORADO STATE UNIVERSITY